



**THE REPORTS FO SHAMS NETWROKS FOR
ELECTORAL MONITORING
THE PRIMARY REPORT
FOR THE SPECIAL VOTING**

REPUBLIC OF IRAQ-2021

A background on monitoring the parliamentary elections in Iraq-2021:

Since 2005, Iraq has been going through a various electoral experiences, and SHAMS network as one of the most active CSOs in Iraq has been playing a crucial role in electoral observation processes. Its contribution is manifesting of supporting electoral accountability and transparency through electoral observation process and number of reports that have been disseminated in public. Despite, set of recommendations and opinions shared with the relevant entities on the procedures of the electoral process.

Regarding the Iraqi parliamentary election for 2021, SHAMS network lunched a program of observing the election process which was supported by self-efforts and its members, with a partial support from the Embassies of France, Netherland, institution of Konrad-Adenauer-Stiftung and the Elections Network from Arab World (ENAR).

SHAMS network is through its observers, expats, and consultants is disseminating reports on the election process with its whole stages as its contribution in the accountability and transparency of the electoral process in general voting process.

Special Voting Observation Report for the Iraqi parliamentary election

Special Voting observation Report for Iraqi Parliamentary Election

The special voting process for the Iraqi parliamentary election was held on Oct^{8th} 2021, after the Iraqi Independent High Electoral Commission completed its preparations, after providing the legal framework for the process, updating the biometric voters, registering the candidates, starting the electoral campaign, all the way to the special voting day.

The Shams network observers been distributed on the electoral centers for the purpose of observing the process of special voting. Shams network have collecting all the information through an online application, besides, a call center has been established to communicate with the Shams network monitors.



The network is depends on an electronic observers` form and register their location and observers personal information in the provided form.



Three reports will be published during the day of special voting for the Iraqi parliamentary election as below;



- 1- Opening report
- 2- Polling report
- 3- Closing report



In this Iraqi preliminary election report, the observers' reports will be published, and the full report will be published in a comprehensive report of the voting process after the result is ratified by the Iraqi Independent High Electoral Commission.



Opening Report



1- Was the location of the polling station chosen in an accessible manner?			Percentage of answers	Total answers
1	Yes		%95.98	310
2	No		%4.02	13

2- Was there any electoral propaganda for political entities seen within or within 100 meters of the polling station?			Percentage of answers	Total answers
1	Yes		%15.17	49
2	No		%84.83	274

3- Did security forces were assigned to protect the indicated polling stations?			Percentage of answers	Total answers
1	Yes		%100	323
2	No		% 0	7

4. Was there any attempts to prevent voters from reaching to the polling stations?			Percentage of answers	Total answers
1	Yes		%2.48	8
2	No		%97.52	315

5. Did all the voting station team members were presence before the opening time scheduled (7:00 am)?			Percentage of answers	Total answers
1	Yes		%91.02	294
2	No		%8.98	29

6- Did the political parties` representatives were present at the polling stations?			Percentage of answers	Total answers
1	Yes		%91.33	295
2	No		%8.67	28

7. Did the other observers present at the polling stations?			Percentage of answers	Total answers
1	Yes		%63.47	205
2	No		%36.53	118



8- Did any observers or candidate agents were excluded from the polling stations?			Percentage of answers	Total answers
1	Yes		%3.41	11
2	No		%96.59	312



9- Were there any shortages of the necessary basic materials needed for voting process?			Percentage of answers	Total answers
1	Yes		% 0	0
2	No		%100	323



10- Did the ballot papers counted at the polling station and compared with the voters registered?			Percentage of answers	Total answers
1	Yes		%85.45	276
2	No		%14.55	47

11- Was the ballot box showed empty to the audience?			Percentage of answers	Total answers
1	Yes		%93.81	303
2	No		%6.19	20



12- Did all employees take their right position in the voting stations?			Percentage of answers	Total answers
1	Yes		%99.07	320
2	No		%0.93	3



13- Are the ballot boxes were properly equipped and closed?			Percentage of answers	Total answers
1	Yes		% 100	323
2	No		% 0	0


14- Did the polling stations were open on time at 7:00?			Percentage of answers	Total answers
1	Yes		%93.50	302
2	No		%6.50	21

15- Was there any technical problems associated with verification devices and accelerating results during the opening time?			Percentage of answers	Total answers
1	Yes		%13.62	44
2	No		%86.38	279

Polling Report

1- Was there any unauthorized persons inside the voting stations?			Percentage of answers	Total answers
1	Yes		%10.33	25
2	No		%89.67	217

2- Was any observer or candidate agent excluded from the polling station?			Percentage of answers	Total answers
1	Yes		%4.55	11
2	No		%95.45	231

3- Was the process of voters entering to the polling stations were organized according to the instructions?			Percentage of answers	Total answers
1	Yes		%91.74	222

2	No		%8.26	20
---	----	--	-------	----

4- Was any cases reported that the voting station staff did not investigate that there were no traces of ink on the voter's finger?			Percentage of answers	Total answers
1	Yes		% 0	0
2	No		% 100	242



5- Any cases witnessed where the voter was allowed to vote with ink marks on their fingers?			Percentage of answers	Total answers
1	Yes		% 0	0
2	No		% 100	242



6. Any cases witnessed which a voter did not put his/her finger in the ink?			Percentage of answers	Total answers
1	Yes		% 0	0
2	No		% 100	242

7- Did any case witnessed that a voter voted without an official identity document?			Percentage of answers	Total answers
1	Yes		% 0	0
2	No		% 100	242



8- Was there any cases where the voter's name was not verified electronically?			Percentage of answers	Total answers
1	Yes		% 0	0
2	No		% 100	242



9- Were cases witnessed where the voter's name was not marked in the voter`s register paper?			Percentage of answers	Total answers
1	Yes		% 0	0
2	No		% 100	242



10- Were the voters adequately informed about the steps of the voting process by the polling committee?			Percentage of answers	Total answers
1	Yes		%94.21	228
2	No		%5.79	14

11- Were waiting voters allowed to cast their votes after the indicated time?			Percentage of answers	Total answers
1	Yes		%21.90	53
2	No		%78.10	189



Closed Report


1- Was the polling station closed on time (6 pm)?			Percentage of answers	Total answers
1	Yes		%98.94	281
2	No		%1.06	3



2- Did the vote counting start after the electronic closure of the voting station according to the instructions? (For selected stations)			Percentage of answers	Total answers
1	Yes		%81.69	232
2	No		%3.52	10



3- Did the station manager match the voter verification device with the results of accelerator device?			Percentage of answers	Total answers
1	Yes		% 100	284
2	No		% 0	0

4- Was any observer or relative entity agent excluded during the counting process?			Percentage of answers	Total answers
1	Yes		%19.37	55
2	No		%80.63	229

5- Did the polling station manager allow the results tape to be given to the candidates' agents or observers?			Percentage of answers	Total answers
1	Yes		%83.80	238
2	No		%16.20	46

6. Did anyone object to the announced results?			Percentage of answers	Total answers
1	Yes		%15.14	43
2	No		%84.86	241

7- Was there a pause in the results during device accelerating?			Percentage of answers	Total answers
1	Yes		%16.20	46
2	No		%83.80	238

8- Were packing and closing (for materials) done according to the instructions?			Percentage of answers	Total answers
1	Yes		% 100	284
2	No		% 0	0

Recorded Election violations

Governorate	center number	Volitions
Baghdad	106050	Military members attempted to enter polling stations with flags to support their candidates, however they were banned to enter.
Erbil	121250	Scrimmage and fighting among voters that forced to close the stations temporary
Erbil	121,650 Station No. 4	Slowness in the verification device so that only 5 people voted until 8:30, which led to the decision of the station manager to change the verification device, and this switch took 55 minutes
Nineveh	1333	The voting process was delayed, as it started at 7:15, due to the lack of logistical preparations, and the number of employees was not completed due to the absence of the queuing employee for more than half an hour
Basra	Station No. 1	The presence of an unauthorized person sitting at the polling station gate and giving candidate cards to voters in the Fajr polling Center
Erbil	192750 Station No. 2	Voters were holding cell phone during the voting, and 2 cases were recorded that the voters took pictures on the voting paper